

# MarkMagic™ 9

Barcode Labels, RFID Tags, e-Forms, and Report Writing Software

CYBRASOLUTIONS  
1.800.CYBRA.88 

## All New Version 9. More Powerful on All Platforms.

How did we improve the easiest and fastest way to design and print bar code labels, electronic forms, ad hoc reports, and RFID tags? By listening to *you*, our customers, and giving you the enhanced features and updates you requested. Thanks to your input, new MarkMagic 9 has the widest array of features not available in any other software product, at any price.



# MarkMagic 9

## What's New?

MarkMagic™ 9 features new capabilities that enhance your ability to design complex bar code labels, RFID tags, forms and reports while virtually reducing your programming burden to zero. Enhanced printer control, more powerful edit codes, new utilities, and even a new rules engine for the popular PrintTransformer Add On Option add up to empower you to produce supercharged labels, RFID tags, forms and reports.

You'll discover new ways to automate your document processing, and with critical performance enhancements and interface refinements, working with MarkMagic 9 is easier than ever before. As always, no technical skills are required to produce sophisticated documents with new MarkMagic 9.



We identify with success.



## You Spoke. We Listened.

Every time we upgrade our software, it is so we can provide more of what our customers want. MarkMagic 9 is full of new features that you, the customer asked for. New features, easy flexibility, and more control.

One of the most requested features you asked for was more control over linked fields. Our software engineers put their heads together and new MarkMagic 9 gives you:

### Negative Link Start Position

\*LINK fields can now be defined with a Negative Link Start Position that will link the last number of characters in a field.

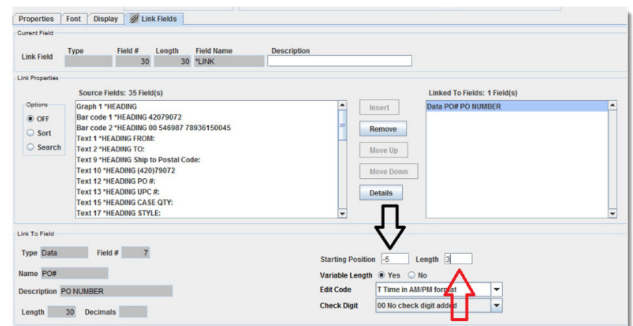
For example, ACME Supply Company resells belts from Just Belts Manufacturing. ACME's database contains Just Belts' variable length SKU numbers (aka Product numbers) included on all of ACME's Invoices. But, ACME doesn't want its customers to know the Just Belt SKUs (to prevent a customer from shopping around).

Prior to MarkMagic Version 9 it would have taken some programming to get this done. But now, without any programming, ACME uses MarkMagic 9 to show only a portion of an SKU. ACME can wrap it with its own Prefix and Suffix. Start -9 for Length of 4. SKU JSBLTDC17453BLKJB and JSBL05TOF5HLX7015WHTJB can now print as ACME7453AC and ACME7015AC respectively. Easy.

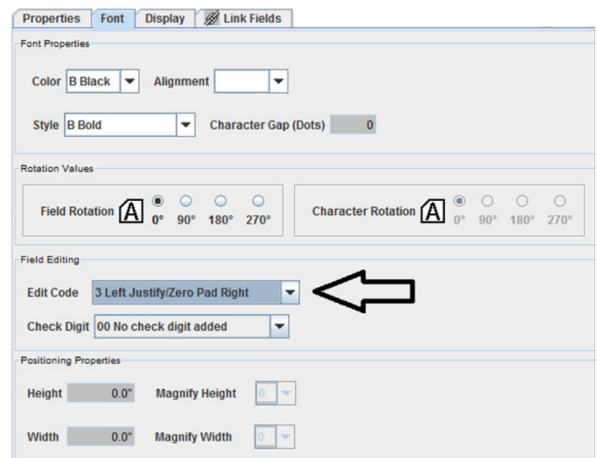
### You Can Never Have Too Many Edit Codes

Need a way to pad field data with Zeros or blanks? Just select one of four new edit codes (Left Justify/Zero Pad Right, Right Justify/Zero Pad Left, Left Justify/Blank Pad Left, and Trim Blanks).

Say you want to add a barcode to your form. In some symbologies "blanks" are not supported and in others, they waste precious BC space. Without programming, you can have MarkMagic trim out the blanks. For example, a field containing ABC 12 A 56 number and barcode it as ABC12A56.



[Click to Enlarge](#)



[Click to Enlarge](#)



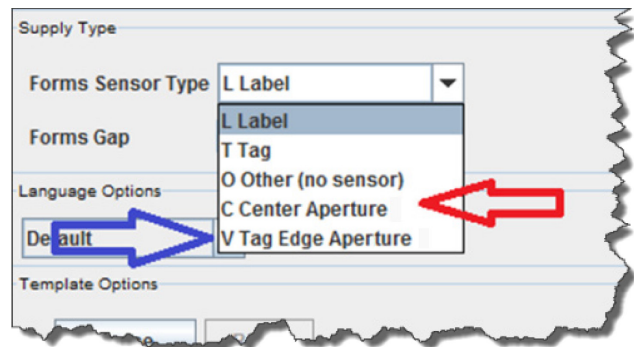
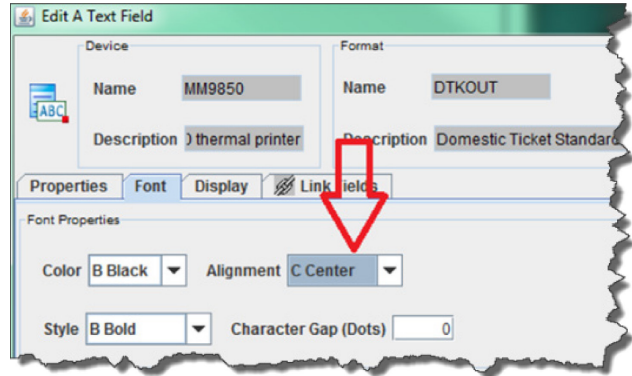
We identify with success.

## We've Made Label and Ticket Design Easier.

No need to manually center align fields now that MarkMagic 9 has the ability to center align even for printers that do not support it natively.

Let MarkMagic 9 pad the spaces with blanks to achieve your desired output. It's just another time saving function built into new MarkMagic 9.

We've also added the much sought after Tag Edge and Center Aperture options in the supply set up packet for Avery Dennison Monarch printer types.



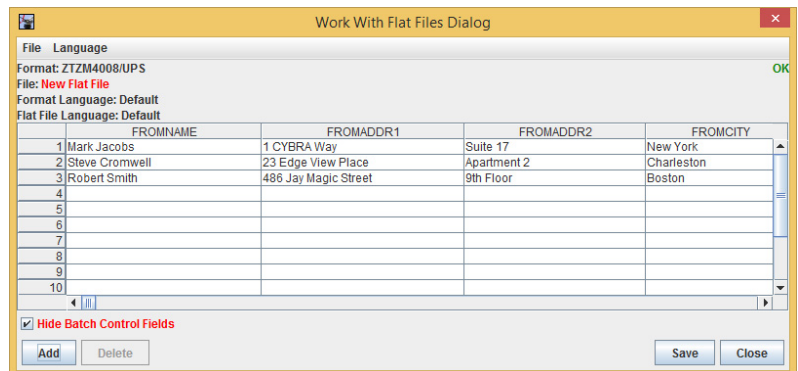
## Be Green with MarkMagic 9 FormComposer.

Save some trees by combining detail line information from multiple spool pages of data to fewer MarkMagic pages. MarkMagic 9 will remove any blank rows within detail and fill the page with data from following pages of the original spool file. MarkMagic 9 will preserve any blank lines within the detail until the last row that contains data on a page. It's another reason why Form Composer is a handy report writer and it's included in MarkMagic 9 Enterprise Edition.

## New Utility for MarkMagic PI 9.

We've added a nifty new utility to MarkMagic Platform Independent 9. The Work with Flat Files function has been completely overhauled for your convenience, ease of use, and user friendliness.

It is much easier to view and enter records in Work with Flat Files in MarkMagic PI 9.



[Click to Enlarge](#)



We identify with success.

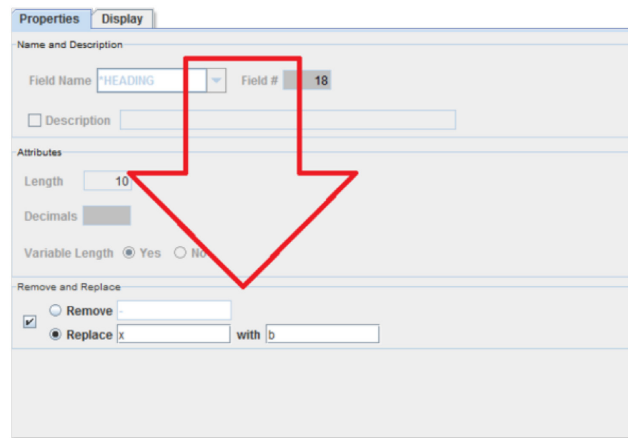
## **PrintTransformer Is Even More Powerful Than Ever.**

The MarkMagic PrintTransformer Add On Option gives you the ability to perform conditional printing without any programming. New in MarkMagic 9 are the following new capabilities:

1. Test any variable when using PrintTransformer. You can even have conditions test environmental variables, such as who the user is that's running the job and set rules for different users.
2. Multiple layers of “&Rules” (And Rules) that can change the format via conditions instead of needing multiple formats. For example, you may want to print out an Office and Customer copy that have slight differences. Just add an '&Rule'.
3. Test data with conditions in PrintTransformer. Imagine, you can now “substring” the test data of a condition. Take any number of characters and specifically test only the position, or positions, you require such as position 5 out of 20 characters.

### **Trim & Replace.**

Using conditions in PrintTransformer you can trim out characters you want from linked field. You can also replace characters, for example if I want to replace all X's with B's. Data coming in that reads 'dataxxx' will then become 'databbb'.



The screenshot shows the 'Properties' dialog box for a field named 'HEADING' (Field # 18). The 'Remove and Replace' section is active, with the 'Replace' radio button selected. The 'Replace' section shows 'x' being replaced with 'b'. A red arrow points to the 'Replace' section.

[Click to Enlarge](#)

## **True Value**

Try, then buy. 30-day FREE trial of MarkMagic 9 is available.  
Call 1-800-CYBRA-88 or e-mail us at [sales@cybra.com](mailto:sales@cybra.com).



**We identify with success.**